



# Ocean City Police Department 2011 Year-End Report





## MESSAGE FROM CHIEF BERNADETTE A. DIPINO

Dear Ocean City community members, colleagues, neighbors, and friends,

It is my pleasure to present you with the Ocean City Police Department's 2011 Annual Report. You will see a significant reduction in serious crime for Ocean City in 2011; we saw a decrease of 8.9%.

The men and women of the Ocean City Police Department worked hard in 2011 to keep the residents and visitors safe. I commend them and our community partners for this success. Smart policing and carefully planned strategic operations significantly impacted crime in Ocean City.

The addition of a crime analyst's skills helped our department and many others in our community to pinpoint crime issues, which enabled us to address problems and to direct resources where they were needed the most. This information proved invaluable and, in my observation, saved us time, money, and resources.

Police agencies nationwide were faced with significant challenges, due to cuts in funding through reduction in budgets and the cancellation or reduction of grant funding at the local, state, and federal level. The support of local business and civic organizations has helped fund needed vital equipment.

Throughout our nation, some cities had no choice but to lay off police officers or eliminate police departments altogether. The Town of Ocean City has supported public safety and has not reduced the number of sworn officers. The Fraternal Order of Police partnered with the department and agreed to give up pay increases, which they were entitled to in previous contracts. The bottom line is because of committed partnerships between the community, business owners, city government and allied law enforcement agencies, the Ocean City Police Department continues to successfully reduce crime and keep our communities safe. Our law enforcement partners include the Federal Bureau of Investigation, Maryland Department of State Police, Worcester County Sheriff's Office, Homeland Security Investigations, Baltimore City Police Dept and too many others to name.

In closing, I give full credit and congratulations to the members of the Ocean City Police Department for their continued commitment and dedication to our community by continuing to display the principals of Community Oriented Policing, as well as high visibility, strict enforcement of the law, and professionalism. I am proud of their sacrifices and efforts to improve the quality of life issues in our community to prevent crime and apprehend lawbreakers.

We face serious financial and law enforcement challenges in 2012. We continue to depend on and ask our community partners to share in and assist us with these challenges.

Thank You and Be Safe,

Bernadette A. DiPino  
Chief of Police





**Section I: 2011 Fiscal Affairs and Uniform Crime Report (UCR)  
Ocean City Police Department 7-Year Budget Comparison**

<b>Fiscal Year</b>	<b>Adopted Budget</b>	<b>Actual</b>	<b>Savings</b>
FY 2005	\$13,450,916	\$13,194,279	\$256,637
FY 2006	\$15,125,176	\$15,053,746	\$71,430
FY 2007	\$16,886,647	\$16,555,682	\$330,965
FY 2008	\$18,722,361	\$18,233,888	\$488,473
FY 2009	\$20,322,088	\$19,306,872	\$1,015,216
FY 2010	\$19,092,006	\$18,867,024	\$224,982
FY 2011	\$19,512,788	\$19,380,752	\$132,036

***Since FY 2005,  
the Ocean City Police Department has produced an overall savings of***

**\$2,519,739**



Ocean City Police Department 2011 Statistical Analysis as Reported in the Uniform Crime Report (UCR).

This category refers to the report submitted to the F. B. I. each year by the Ocean City Police Department for SERIOUS crime.  
It is considered as the most relevant resource for determining a community's crime rate. Included is a comparison between 2011, 2010, 2009, 2008, 2007, 2006, and 2005 for your information.  
**Ocean City experienced an 8.9% decrease in these offenses in 2011. Crimes against persons decreased 23.6%, while crimes against property decreased 7.6% in 2011.**

Category	2005	2006	2007	2008	2009	2010	2011	% Change
Criminal Homicide	1	0	0	0	0	0	0	N/A
Forcible Rape	15	9	15	3	2	2	4	100%
Robbery	49	32	43	37	23	27	21	-22.2%
Aggravated Assault	212	136	84	47	61	94	69	-26.6%
Breaking / Entering	232	229	188	236	216	292	189	-35.3%
Larceny / Theft	978	1,100	1,067	1,183	1,057	1,133	1,135	+0.2%
Motor Vehicle Theft	59	50	39	34	28	16	7	-56.3%
<b>Total Offenses</b>	<b>1,546</b>	<b>1,556</b>	<b>1,436</b>	<b>1,540</b>	<b>1,387</b>	<b>1,564</b>	<b>1,425</b>	<b>-8.9%</b>

This category refers to the report submitted to the F. B. I. each year by the Ocean City Police Department for SERIOUS crime. The table below is a breakdown of serious crimes by month for 2011.

Category	Jan	Feb	Mar	Apr	May	June	July	Aug	Sept	Oct	Nov	Dec
Criminal Homicide	0	0	0	0	0	0	0	0	0	0	0	0
Forcible Rape	0	0	0	0	0	4	0	0	0	0	0	0
Robbery	1	0	1	0	0	5	6	5	2	1	0	0
Aggravated Assault	2	0	4	1	6	17	18	9	8	3	0	1
Breaking / Entering	9	11	8	10	13	33	23	34	17	15	11	5
Larceny / Theft	21	23	31	32	103	283	265	176	99	51	26	25
Motor Vehicle Theft	0	1	0	1	1	0	2	1	0	1	0	0
<b>Total Offenses</b>	<b>33</b>	<b>35</b>	<b>44</b>	<b>44</b>	<b>123</b>	<b>342</b>	<b>314</b>	<b>225</b>	<b>126</b>	<b>71</b>	<b>37</b>	<b>31</b>



## 2011 Calls for Service

This category refers to total calls for service generated by citizens. It includes both criminal and non-criminal incidents documented by the Ocean City Police Department. Business Checks are not included in the numbers shown below.

**There was an increase of 1.3% in calls for service in 2011, compared to 2010.**

Year	Calls for Service	% Change
2005	54,915	N/A
2006	62,059	+13%
2007	65,902	+6.2%
2008	66,380	+0.7%
2009	62,066	-6.5%
2010	71,576	+15.3%
2011	72,500	+1.3%

This category refers to the total monthly calls for service in 2011.

Month	Calls for Service
January	2,618
February	2,470
March	2,645
April	2,657
May	7,160
June	15,002
July	15,728
August	11,155
September	5,952
October	3,191
November	1,916
December	2,006



## The Top Ten Calls for Service in 2011

Top Ten Calls for Service	2011
Traffic Stop	15,772
Business Check	9,903
Disorderly	5,284
Assist Citizen	4,276
911 Hang Up	3,586
City Ordinance Violation	3,296
Residential Check	3,127
Suspicious Person or Activity	2,423
Alcohol Violation	2,336
Assist OC EMS	2,249

Top Ten Calls for Service: 2011	Jan	Feb	Mar	Apr	May	June	July	Aug	Sept	Oct	Nov	Dec
Traffic Stop	566	604	639	609	1,834	3,089	3,213	2,366	1,508	805	239	300
Business Check	740	520	400	468	832	1,494	1,604	1,144	648	781	647	625
Disorderly	62	53	64	117	754	1,558	1,272	732	448	135	48	41
Assist Citizen	90	80	89	108	422	876	1,170	771	373	157	71	69
911 Hang Up	77	72	126	153	362	637	731	688	368	183	82	107
City Ordinance Violation	6	19	16	41	286	940	1,127	606	180	41	15	19
Residential Check	452	362	173	156	133	375	467	329	88	88	211	293
Suspicious Person or Activity	114	128	93	110	207	481	442	359	188	112	95	94
Alcohol Violation	6	5	7	2	179	1,087	644	303	89	9	1	4
Assist OC EMS	90	77	80	123	183	359	487	423	203	111	47	66



## 2011 Total Enforcement Actions

This category refers to ALL arrests made by the department, regardless of the crime. Included in this category would be municipal or ordinance arrests for crimes, such as noise, as well as more serious crimes, such as robbery, breaking & entering, rape, etc. (Not including alcohol enforcement)

Year	Arrests	All Traffic & Criminal Citations, Warnings, and Equipment Repair Orders	TOTAL
2005	4,774	22,548	27,322
2006	3,695	18,381	22,076
2007	3,983	18,300	22,283
2008	3,503	19,508	23,011
2009	3,571	15,926	19,497
2010	3,534	14,592	18,126
2011	3,829	17,083	20,912

### 2011 Monthly Total Enforcement Action: (Not including alcohol enforcement)

Month	Arrests	Citations	TOTAL
January	123	207	330
February	108	196	304
March	109	192	301
April	96	201	297
May	303	864	1,167
June	1,197	1,640	2,837
July	917	1,545	2,462
August	461	1,080	1,541
September	254	825	1,079
October	102	344	446
November	87	124	211
December	72	92	164



## Assisting Other Law Enforcement Agencies

The OCPD is committed to working with other allied agencies. We take pride in knowing neighboring jurisdictions, as well as other state, local, and federal agencies from all over have relied on the OCPD to provide support when needed.

The type of support varies from the use of our police K-9 group, mounted patrol officers, or our Quick Response Team. The OCPD Traffic Safety Unit has provided fatal accident reconstructionist to assist other agencies with serious and fatal automobile collision investigations. Our Criminal Investigators, both General Assignment and Narcotics personnel, have been instrumental in assisting other agencies with a variety of investigations.

No matter what the task, our personnel have a proven reputation of reliability, professionalism, and dedication.

Assist Other Law Enforcement Agencies	Number of Service Calls
2005	249
2006	286
2007	339
2008	379
2009	400
2010	353
2011	304

Month	Number of Calls to Assist Other Agencies in 2011	Month	Number of Calls to Assist Other Agencies in 2011
January	19	July	34
February	15	August	29
March	17	September	33
April	18	October	19
May	44	November	14
June	40	December	22



## 2011 Total Alcohol-Related Citations

Year	Alcohol Citations	% Change
2005	3,376	N/A
2006	2,196	-35%
2007	1,488	-32.2%
2008	1,505	+1.1%
2009	1,710	+13.6%
2010	1,655	-3.2%
2011	1,813	+9.5%

### Alcohol Citations by Month for 2011

	18 – 20 Years Old		Juvenile		Adult
	Minor in Possession	Possess Fake ID	Minor in Possession	Possess Fake ID	Open Container
January	0	0	0	0	0
February	0	0	0	0	0
March	0	0	0	0	0
April	0	0	0	0	0
May	48	17	8	0	34
June	714	9	193	0	166
July	115	62	67	0	125
August	48	33	20	0	39
September	9	7	1	0	7
October	1	0	0	0	0
November	0	0	0	0	0
December	1	0	2	0	0
<b>Sub Totals</b>	936	128	291	0	
<b>Totals</b>	<b>1,064</b>		<b>291</b>		<b>371</b>



## 2011 Total Arrests and Their Categories

### Drunken Driving Arrests:

This category refers to the total number of Driving While Intoxicated arrests made in 2011.

Year	DWI Arrests
2011	267

### CDS Arrests:

This category refers to the total number of Controlled Dangerous Substance (CDS) or drug arrests made by all members of the OCPD in 2011.

### CDS Arrests by Month:

This category refers to the monthly total number of drug arrests made by all members of the OCPD in 2011.

Month	Arrests	Month	Arrests
January	34	July	284
February	23	August	154
March	18	September	50
April	19	October	18
May	65	November	9
June	473	December	19

### CDS Arrests by Year Since 2005:

This category refers to the annual total number of drug arrest made by all member of the OCPD since 2005.

Year	Arrests
2005	785
2006	732
2007	755
2008	777
2009	839
2010	933
2011	1,166



**Weapons Arrests:**

This category refers to the arrests made for various types of weapons, including, but not limited to: guns, knives, bats, and other instruments defined as weapons by the State of Maryland.

Year	Arrests
2005	63
2006	64
2007	38
2008	55
2009	73
2010	87
2011	50

**Weapons Arrests by Month:**

This category refers to the arrests made for various types of weapons, including, but not limited to: guns, knives, bats, and other instruments defined as weapons by the State of Maryland in 2011.

Month	Arrests	Month	Arrests
January	1	July	9
February	1	August	2
March	0	September	3
April	4	October	1
May	7	November	0
June	21	December	1



**Officers Assaulted in 2011:**

This category refers to police officers who were physically assaulted in the line of duty. Assaults may be in the form of weapons and/or physical violence, and may or may not result in injury to the officer(s) involved.

Year	Officers Assaulted
2005	144
2006	65
2007	100
2008	56
2009	62
2010	47
2011	59

**Officers Assaulted by Month:**

This category refers to police officers who were physically assaulted in the line of duty in 2011. Assaults may be in the form of weapons and/or physical violence, and may or may not result in injury to the officer(s)

Month	Officers Assaulted	Month	Officers Assaulted
January	1	July	16
February	1	August	12
March	0	September	4
April	1	October	2
May	4	November	2
June	16	December	0

**Noise Complaints 2011:**

This category refers to the monthly number of noise complaints (both founded and unfounded) handled by the OCPD in 2011.

Year	Noise Complaints
2005	382
2006	430
2007	373
2008	538
2009	629
2010	324
2011	366



**Noise Complaints by Month:**

This category refers to the monthly number of noise complaints (both founded and unfounded) handled by the OCPD in 2011.

Month	Noise Complaints	Month	Noise Complaints
January	2	July	80
February	2	August	81
March	9	September	49
April	9	October	7
May	38	November	7
June	75	December	7

**2011 Reportable Traffic Collisions:**

This category refers to the total number of traffic accidents (both property damage and personal injury), which occurred in Ocean City, MD.

Year	Collisions	% Change	Fatals
2005	595	N/A	1
2006	637	+7.06%	2
2007	647	+1.57%	1
2008	552	-14.68%	1
2009	584	+5.80%	2
2010	588	+0.68%	1
2011	494	-16%	0

**2011 Reportable Traffic Collisions by Month:**

This category refers to the total number of traffic accidents (both property damage and personal injury), which occurred in Ocean City, MD in 2011.

Month	Collisions	Month	Collisions
January	12	July	101
February	5	August	87
March	14	September	38
April	15	October	19
May	64	November	9
June	121	December	9



**Pedestrian Traffic Related Collisions:**

Increased pedestrian safety continues to be a goal of the Ocean City Police Department.

Year	Pedestrian Accidents	Fatals
2005	35	1
2006	52	0
2007	47	1
2008	28	2
2009	36	0
2010	35	1
2011	27	0

**Pedestrian Collisions by Month:**

Increased pedestrian safety continues to be a goal of the Ocean City Police Department.

Month	Pedestrian Accidents	Fatals	Month	Pedestrian Accidents	Fatals
January	0	0	July	6	0
February	1	0	August	4	0
March	0	0	September	0	0
April	0	0	October	1	0
May	4	0	November	0	0
June	11	0	December	0	0



## OCPD Auxiliary Officer Program

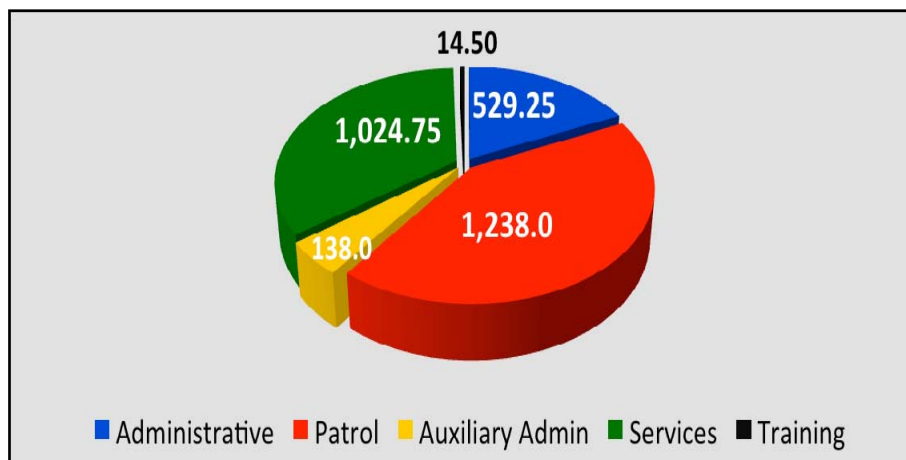
Since 1998, the OCPD has maintained volunteer civilians trained to support the police department and serve the citizens of Ocean City. These citizens provide volunteer services to supplement regular law enforcement personnel in the performance of specific duties in important operational areas, such as:

- 1) PSB Administrative Support at the front desk, Records & Human Resources, Community Services, Property Section, Mayor's Open House, Domestic Violence Court Advocate
- 2) R. A. A. M. Program, Citizen's Police Academy, Training and Recruiting, Baltimore Avenue Detail, Boardwalk Sub-Station Information Officer, Ride-A-Long Program, Watch Your Car Program, Special Call-Outs, and Mounted Patrol Stable Duty.

**2011 RESERVE OFFICER CONTRIBUTION TOTAL: 2,944.5 HOURS OF SERVICE**

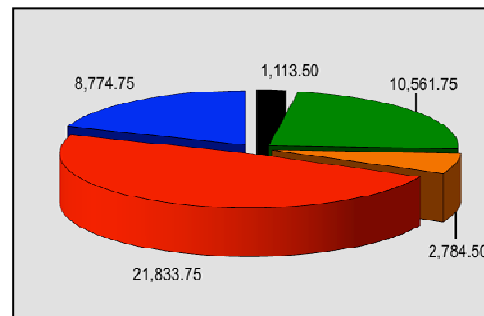
Total Reserve Hours 5/99 – 12/11

**Total Hours: 42,124**



**Patrol**  
**Administration**  
**Training**  
**Services**  
**Auxiliary Admin.**

**Total Hours: 45,068.25**



### Economic Benefit to the Taxpayers of Ocean City

Since 1999, the Reserve Officer Force has provided **45,068.25** hours of service to the OCPD and the Town of Ocean City.

This has resulted in savings (not including overtime pay) over the past 12 years totaling **\$1,479,940.**



*There are several divisions that carry their own unique responsibilities in the OCPD. This section includes Captains and Lieutenants, who are **currently** in each division. Each section will specify what Captain commanded each section in 2011, unless if the same Captain is still in the same division.*

## Section II: Divisional Overview

### Support Services Division

Commanded by Captain Michael Colbert from January through August, and Captain Robert Bokinsky from September through December, the Support Services Division is now commanded by Captain Greg Guiton. Services Lieutenant Elton Harmon, Jr. and Lieutenant Richard Moreck assist Captain Guiton. The Support Services Division is a combination of two separate divisions from previous years (Administration and Services).



The Support Services Division provides for the management of support-related tasks associated with the efficient and effective operation of the Department.

The mission of the Division is two fold. First, the management of the Department's administrative functions, to include:

1. The central records facility and all associated duties
2. Serve as a liaison to the Town of Ocean City's Information Technology Department
3. All training of departmental personnel & compliance with State certification requirements
4. The recruitment of sworn employees
5. Budget preparation and management
6. Human Resources
7. Crime Analysis

Secondly, the management of the Department's tangible assets, and the overseeing of specific support operations, to include:

1. The maintenance of the Department's physical facilities and fleet
2. Arrest and detention operations
3. Uniforms, equipment, and supplies
4. Property and evidence storage
5. Rolling stock



The following is a list of grants received by the OCPD in 2011:

- Highway Safety (State Highway Administration).....\$25,000
- Homeland Security (entire grant – police portion less)..... \$124,111
- LETR Crime Analyst.....\$63,894
- LGIT – Hurricane Conference.....\$3,538
- LPRE – License Plate Reader Expansion.....\$26,932
- Maryland State Aid.....\$280,592
- National Association of Drug Diversion Investigators.....\$5,000
- School Bus Safety Enforcement.....\$18,652
- Violence Against Women.....\$17,000

**Human Resources Highlights:**

- Recruiting trips to seventeen (17) different colleges and universities
- Tested 430 applicants for employment (264 Seasonal Officers and 166 Public Safety Aides)
- Conducted 182 seasonal backgrounds
- Managed six new officers through the ESCJA
- Conducted thirty six (36) full-time background investigations to fill eight positions in the current full-time academy class
- Conducted four In-Service classes for ninety officers
- Conducted two seasonal officer academies for eighty-seven (87) new officers
- Trained and completed background investigations on twenty-seven (27) returning seasonal officers
- Conducted annual firearms qualifications for over 100 officers—twice during the calendar year

**Arrest and Detention Section**

*The processing and security of all prisoners, phone and walk-in reports, tow releases, taxi driver applicant photographs and fingerprinting, and facilities maintenance.*

- A total of 3,735 prisoners were processed in 2011.
- There were 94 District Court committals/detainers, which were transferred to the Worcester County Jail.



## Records Management Section Highlights:

- 8,232 police reports
- 6,832 traffic citations and emergency repair orders
  - 2,164 municipal citations
- 1,269 vehicle impounds processed
- 2,872 field contacts processed
- 559 motor vehicle accidents processed
- 270 expungements completed
- Monthly Uniform Crime Report prepared and submitted
- Maintained the taxi cab program
  - 243 drivers processed
  - 933 inspections recorded
  - Driver information brochure prepared



## Property and Evidence Section

- Retention and storage of all case evidence, including narcotics, which are transported (by OCPD personnel) to and from the Maryland State Police lab in Berlin, MD.
- Quartermaster of all uniforms and equipment for the agency
- Ordering and dispersal of all agency office supplies

## Fleet Management

- Three two-wheel drive Chevrolet Tahoe's
- Two Chevrolet Caprices (detective version)
- One Chevrolet van (transport vehicle)
- One Narcotics vehicle

## Building Management

- Leaks in the PSB roof were fixed
- Rotor Rooter Contract was established for preventative maintenance to sewer system
- Lights installed in rear parking lot of PSB
- Security doors in PSB were added and modified
- Excess and outdated uniforms were sold on the city's auction site
- Full-time officers' radios and batteries were replaced
- Seasonal officer's radios and chargers were upgraded to lithium batteries
- Rear parking lot of PSB was striped and painted



## **Patrol Division**

Captain Kevin Kirstein commands the Patrol Division. Lieutenant Scott Kirkpatrick assists him. Patrol provides the initial response to calls for service and works 24 hours a day, 365 days a year to prevent crime. This division is the largest group of the OCPD, having almost two-thirds of the officers assigned to it. The Patrol Division also consists of several specialty groups and enforcement details.



### **Patrol Specialty Groups:**

- Bike Patrol
- K-9
- Mounted Patrol
- Quick Response Team
- Traffic Safety Unit
- Animal Control
- Honor Guard

### **Specialty Enforcement Details:**

- DUI Enforcement
- Speed Enforcement Detail
- Plain Clothes Patrol
- School Bus Detail
- Transit/Bus Detail
- Violence Against Women
- RAAM (Reducing the Availability of Alcohol to Minors)
- Parking Enforcement

### **Highlights from 2011:**

- Officers conducted more than one million miles of patrol in Ocean City
- Patrol officers worked approximately 191,056 regular hours
- This number does not include overtime hours, which result from court appearances, special events, being held over to the next shift, and call-ins
- 2,872 field contacts were made by patrol
  - Disorderly – 855
  - Suspicious Person – 688
  - Suspect – 619
  - Associate – 424
  - Occupant of Motor Vehicle – 181
  - Open Container Warning – 95
  - Driver – 10
- 3,563 Arrests made by patrol officers
- 13, 032 Parking violations



## Criminal Investigation Division

The Criminal Investigation Division was commanded by Captain Robert Bokinsky from January to August 2011, and has been commanded by Captain Michael Colbert, since September 2011. Lieutenant Ray Austin assists Captain Colbert with the following operations that fall under this division:



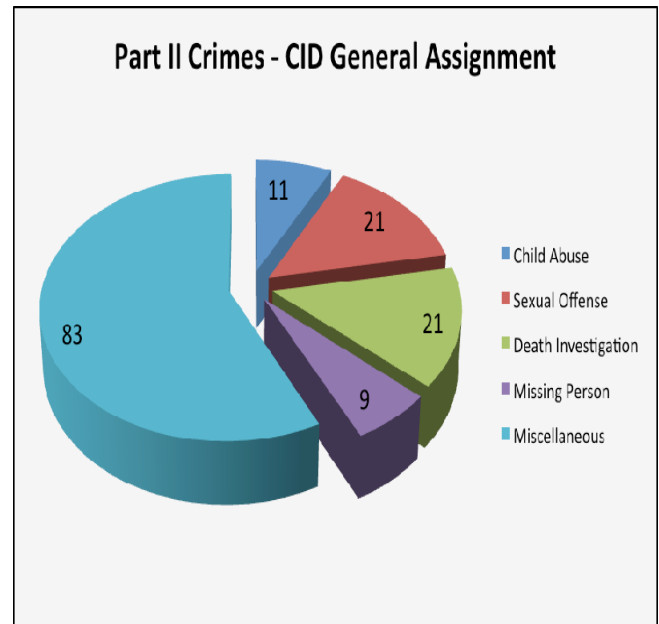
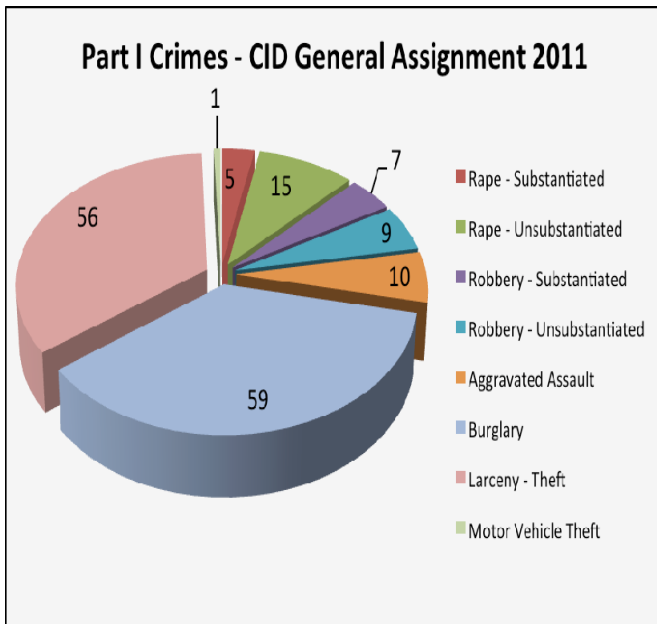
### General Assignment Section

Five sworn detectives staff the General Assignment Section.

Detectives are responsible for interviewing suspects, drafting warrants, and investigating crimes. General Assignment detectives work with other law enforcement agencies to assist with solving various cases.

### General Assignment Section Highlights:

- Initial Reports and Supplements – 2,202
- Arrests – 27
- Arrest Warrants Drafted – 39
- Criminal Summons – 16
- Search Warrants Drafted – 27
- Assigned Cases – 287



**NOTE: There were no criminal homicides or arsons in 2011.**

### Narcotics Section



This section is comprised of officers that target drug activity in Ocean City. In 2011, the Narcotics Unit was awarded seven departmental commendations, the Medal of Valor and a Bronze Star. The Narcotics Unit has a detective, who was awarded Neighborhood Watch Officer of the Year. The Narcotics Unit has detectives that are President and Vice President of the Maryland Chapter of the National Association of Drug Diversion Investigators. This association has awarded the Narcotics Section grant money in previous years, which has amounted to be more than \$30,000 to help reduce drug activity in Ocean City.

### **Narcotics Section Highlights:**

- 213 arrests
- 343 felonies investigated
  - 180 controlled CDS buys
  - 163 hand-to-hand CDS buys
- 67 search warrants executed
- \$27,500 in drug seizure money
- 22 vehicles seized
- \$77,646 street-value CDS seized
- 71 prisoner debriefs
- 26 wanted subject apprehensions
- 114 call-ins (responded when off-duty)

### **Forensic Services Section**

Three civilian Crime Scene Technicians staffs the Forensic Services Section. This section is responsible for many duties that include, but are not limited to, the following:

- 179 scenes processed in 2011
  - Residential Breaking & Entering – 60
  - Thefts – 50
  - Miscellaneous – 14
  - Vehicles – 12
  - Assaults – 9
  - Deaths – 8
  - Robberies – 7
  - Rapes – 5
  - Commercial Breaking & Entering – 5
  - Malicious Destruction of Property – 4
  - Fraud – 2
  - Child Porn – 1
  - Arson/Fire – 1
  - CDS – 1



### Forensic Services Section Cont.

- Collect and submit digital evidence
  - 1,399 pieces of evidence submitted to the Forensics Section
  - CD/Photo/Video Request – 331
  - In-Car Camera Analysis – 126
  - Video Analysis – 154
  - Computer Analysis – 2
  
- Document evidence
  - Supplements to incident reports – 988
  - Latent fingerprints submitted to Forensic Services – 742
  - Latent fingerprints processed by lab – 228
  - Report attachments – 145
  - Lab requests – 175
  - Lab processes – 159
  - Guns submitted – 15
  - Alcohol, Tobacco, and Firearms trace – 14



### Section III: 2012 Goals and Objectives

The primary goal of the Ocean City Police Department is to provide a secure, crime-free environment for the citizens and visitors. The OCPD is determined to maintain its core objectives: *Professionalism, High Visibility, and Strict Enforcement of the Law*, and to provide a high quality of life for the community. As we approach a new year, the OCPD has decided to set the bar higher with some fresh new goals for 2012:

- 1) Continue to supply high-quality professional and efficient police services to residents and visitors, ensuring a safe community, which encourages families and visitors from around the world to visit, relax, and vacation in one of the most popular resorts on the East Coast
- 2) Continue using high visibility, strict enforcement, and professional principles that have shown success in the past
- 3) Reduce officer injuries and implement officer safety strategies to allow our officers to go home to their families every day
- 4) Continue reducing serious crimes in Ocean City, by being proactive, using the S.A.R.A. Model and community policing to address crime and crime issues
- 5) Continue to maintain and develop community partnerships and relationships
- 6) Recruit/Retain the best, high-caliber police officers
- 7) With the turnover of officers, due to retirement or career changes, for the OCPD to promote leadership, as well as cultivate and train officers for management positions in the future
- 8) Manage our operating budget, using our resources efficiently and reducing costs, where they are able to be reduced
- 9) Continue to develop and update policy and best practices
- 10) Look for alternate funding sources to help train and supply our officers and department
- 11) Continue using crime analysis to practice smarter policing, by identifying crime and crime trends, and to develop and deploy resources to address those issues

**BE SAFE**

**IF YOU SEE SOMETHING – SAY SOMETHING**